

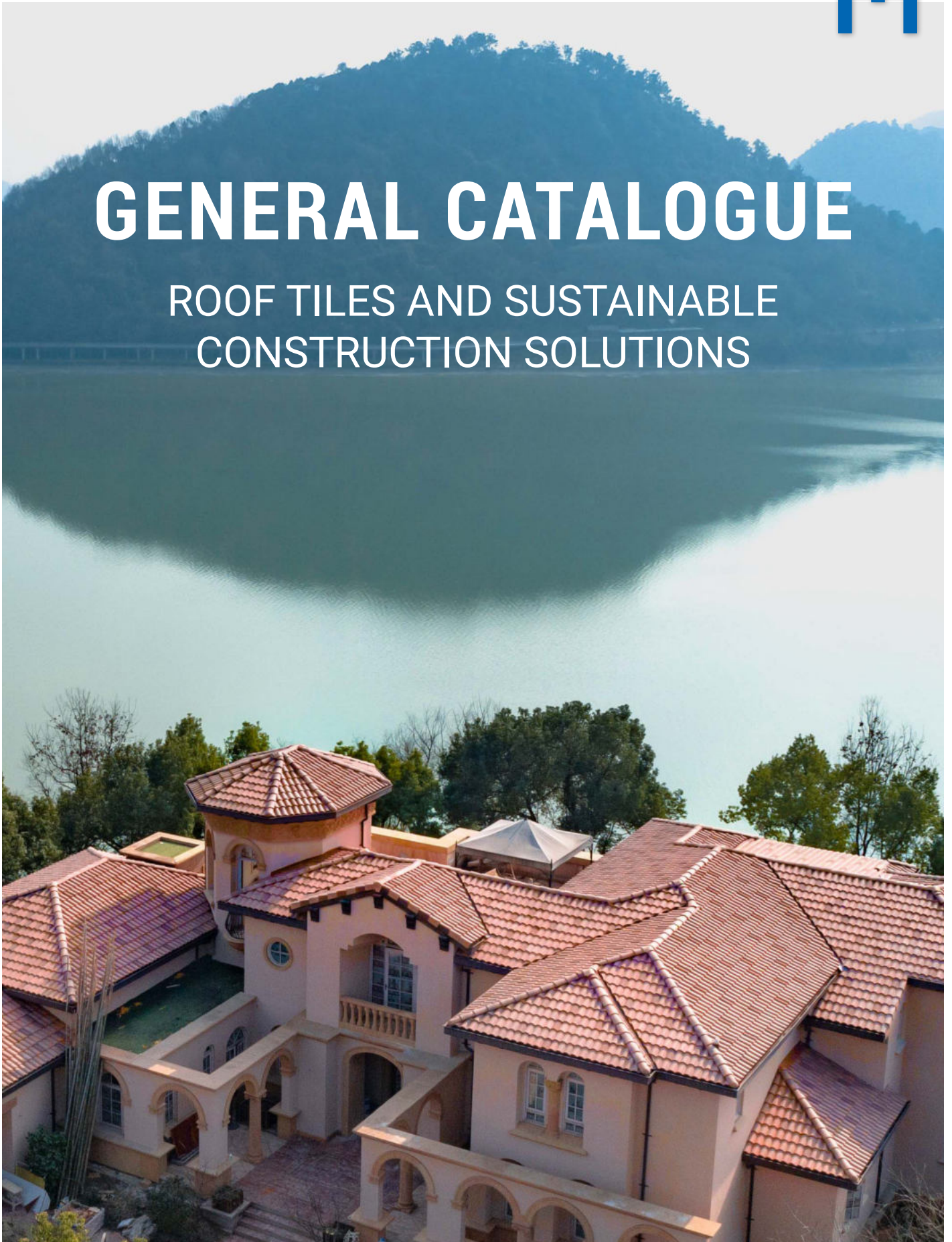
La Escandella

ROOFING THE WORLD



GENERAL CATALOGUE

ROOF TILES AND SUSTAINABLE
CONSTRUCTION SOLUTIONS



Content

	CERAMIC TRADITION	4
	COMMITMENT TO THE ENVIRONMENT	8
	LA ESCANDELLA WORLDWIDE	12
	INTEGRATED PV SOLUTIONS	14

	MEDITERRANEAN ROOF TILES	54
	Curved	56
	Glazed Curved	62
	Mixed	64
	Flat	70
	Accessories	76



	<p>H-SELECTION ROOF TILES</p> <p>Innova 18</p> <p>Planum 24</p> <p>Selectum 30</p> <p>Vienna 36</p> <p>Visum3 42</p> <p>Accessories 48</p> <p>Glazed and Special Colors 50</p>	<p>16</p>
--	---	-----------

	<p>ROOF ACCESSORIES FOR VENTILATED ROOFS</p> <p>MORE CERAMIC PRODUCTS</p> <p>VERTICALROOF</p>	<p>80</p> <p>84</p> <p>88</p>
--	--	-------------------------------

Ceramic Tradition



For many centuries, ancient civilizations have settled in the lands surrounding the Mediterranean Sea, creating solidly-built houses in harmony with their surroundings. With careful finishings, and crowned with beautiful and resistant tiled roofs, these formed sheltered, warm and enchanting homes.

La Escandella born into this tradition, was founded more than 40 years ago when Noé and Juan Román Brotons started the first factory of clay paving stones.

Today **Cerámica La Escandella** produces the largest portfolio of high-quality, proven and tested, roof tiles on the market.

**Tradition and avant-garde
in search of a common goal:
PERFECTION**



“

LA ESCANDELLA

These values are embodied in its production plant for clay roof tiles – one of the largest in the world. Its carefully designed roof tiles blend into any geographic location, bringing their own touch of distinction, elegance, aesthetic harmony and beauty.

The culmination of this effort and an obsession for perfection at **La Escandella** have helped us develop a system through the use of H supports and a high-temperature cooking process of individual pieces that manage to eliminate the creases and contact points of the flattest tiles, achieving a finer texture and perfect finishes. The H-Selection line was born this way.



CONTINUOUS GROWTH

In its effort to improve, **La Escandella** has achieved an astonishing growth rate, making its projects praised and recognized internationally. Its success is based on effort and innovation, which has positioned the company as one of the leading business groups in R&D&I of the sector.

Over the last ten years, **La Escandella** has consolidated its position as market leader in Spain and one of the main manufacturers in the European arena, on the strength of R&D&I investments and new product developments that reflect the requirements, habitat and architectural style of each market it is present in.

At **La Escandella** the future is made today.

PRODUCTION CAPACITY, TECHNOLOGY AND INNOVATION

Located next to the Mediterranean Sea, **La Escandella's** plant offers the largest on-site production capacity worldwide. Our 60.000 m² manufacturing facility ensures that the company can react immediately to any need, anywhere in the world.

La Escandella has made a point of always incorporating the latest technological innovations into its chain of production. Its installations are the most advanced on the market and its manufacturing processes are totally automated, the key to establishing its position as one of the largest producers in the world.

La Escandella factory is **the largest on-site production capacity worldwide, with 60.000 m² manufacturing facility.**





Commitment to
the environment

At La Escandella we care for the environment

SUSTAINABLE ENVIRONMENT IS OUR COMMITMENT

The maintenance and protection of the environment is a constant commitment to **La Escandella**; these values are reflected in a co-generation plant that allows us to rationalize the use of energy, which in turn is also environmentally friendly.

By using lead-free ceramic mixtures, **La Escandella** gets its engobes to imitate nature, thereby showing a totally natural aging.

IMPROVEMENT OF OUR WATER MANAGEMENT: ZERO DUMPING OF INDUSTRIAL WASTE

All the wastewater discharged in the industrial productive processes is recovered and treated through a sedimentation reservoir (sewage sludge).

CONTROL OF AIR EMISSIONS

La Escandella monitors and evaluates the CO₂ emitted into the atmosphere, as per the Kyoto protocol rules. The company also conducts periodic checks of diffuse, channelized and noise emissions in compliance with the parameters of our IEA (Integrated Environmental Authorization).

Thanks to all this, we manage to produce high quality roof tiles in the line of the best architectural tradition while implementing cutting-edge technologies and having the strictest respect for the environment.

A NATURAL AND SUSTAINABLE PRODUCT

Clay roof Tiles are a sustainable and energy-efficient choice for any construction project. That is why, at **La Escandella** we keep our commitment to the environment and the ecosystem by manufacturing products with raw materials that come from Mother Earth.

Unsurpassed durability. Unlike other materials, our clay roof tiles at **La Escandella** have a long life of over 100 years. They are natural products that do not require maintenance; therefore the use of chemical cleaners needed by other roofing products is not necessary.

LA ESCANDELLA CLAY ROOF TILES ARE 100% RECYCLABLE.

The tiles that cannot be sold due to deficiencies in any part of the process are crushed and used in small percentages in the manufacturing of new tiles, which entails the recycling and reuse of products and makes the process totally organic.



DOWNLOAD
CERTIFICATE



Unparalleled Quality



We submit each item to rigorous and a daily quality control checks

UNPARALLELED QUALITY

During the production process we submit each item to rigorous and daily quality control checks. This ensures that **La Escandella's** roof tiles comply with all strict national and international standards, and are guaranteed to carry out the purpose of its intended use.

La Escandella tiles have achieved the highest indexes in the values demanded by international standards for the quality control of fired clay roof tiles. Our international approvals include **European Standard** for Clay roof tiles **EN-1304**, and also **French Certification AFNOR**; **Australia's** (sea salt/coastal protection); **United States ICC-ES** (ASTM C-1167 Grade 1), **Miami-Dade's NOA** and **AENOR**.

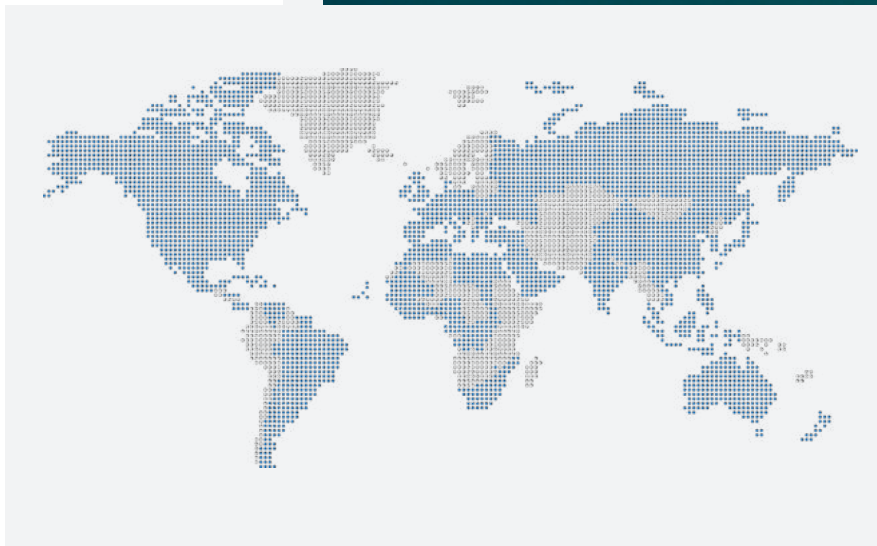
Nowadays, **La Escandella** provides two types of guarantee that are defined by the product line and its manufacturing process:

- **35 years warranty** to traditional tiles: Curved, Large Mixed, Small Mixed and Flat.
- **100 years warranty** to H-Selection tiles: Innova, Planum, Selectum, Vienna and Visum3.





La Escandella **worldwide**





The Palm Island (Dubai-EAU)

La Escandella is present in over 80 countries spread over all continents. We are an entrepreneurial company that offers true quality, as our track record and international projects testify.

Today, **La Escandella** tile Works are featured in the most important and emblematic building projects worldwide that require high-quality roof tiles – the crown jewel of any building.


Among these, we would highlight the Europa Park (Germany), The Palm Island (Dubai, UAE) and Terra Mítica in Spain.

CLAY ROOF TILES THAT MAKE A DIFFERENCE

INTEGRATED

Photovoltaic Solutions

ENERGY EFFICIENT
ROOFS



Volt[•]
Photovoltaic Solar System

INTEGRATED SUSTAINABILITY
SUITABLE FOR ALL
CLAY ROOF TILES.



Reduce your energy costs.

No more suffering from increases in electricity costs. More self-consumption is less reliance on the electricity grid.



Benefit from the grants.

To support self-consumption, subsidies can be obtained.



Take care of the planet.

Join the eco-friendly era and act for the planet by reducing your CO₂ emissions daily.




MORE INFO
ON THE
WEBSITE

H-SELECTION

Roof tiles

PERFECTION IS TO REACH THE TOP...
AND WE HAVE ACCOMPLISHED



The obsession to create the ideal roof tile has always been present in the philosophy of **La Escandella**. As a result the H-Selection product line is born. Based on a cooking system with refractory H-shaped cassettes that help isolate each tile individually, without creases or contact points, this product line achieves an unprecedented level of finish for ceramic roofing solutions.

H-Selection is a Premium range within the extensive catalog of **La Escandella**, intended to satisfy our most demanding customers and their most exclusive projects. The finish, absorption, flatness, colors, shapes and finer textures of our products are their hallmarks.

At **La Escandella** perfection is a goal.



Excellent flatness

Individual curing of each tile thanks to support in H. Excellent flatness with no contact points.



High definition on each piece

It provides a perfect definition on each piece, made with gypsum moulds, providing a much finer texture.



Low absorption

Higher resistance to ice and mould formation.



Lifetime warranty

Our 100 years of warranty ensure your peace of mind and demonstrate the quality of our manufacturing process.



H-Selection is the result of applying modern manufacturing processes in H-Cassette to a selection of our products, endowing them with numerous functional and aesthetic advantages and benefits.



Slate Klinker Innova Roof Tile

INNOVA

Roof Tile



PERFECTION AT THE FOREFRONT OF DESIGN.

STRENGTH, FLEXIBILITY AND LIGHTNESS


The INNOVA roof tile is a product that, due to the composition of the clay and its pressing process, allows superior strength and flexibility, while keeping a very light weight. A highly resistant tile, adaptable to any environment, a tile that facilitates creations and amazing colors on rooftops.

Our revolutionary plaster molds provide a perfect finish, a softer texture, with no contact points or creases. All of which, together with its top quality clay baked at high temperatures, produces less than 5% absorption. This results in greater resistance to frost and mildew. The side and overhead double interlocking achieves excellent sealing ensuring tightness.

LAYING VERSATILITY

At La Escandella, we are aware that the best product without a good assembly is useless. Therefore our obsession also extends to the installation of our parts. Because of their customizable interlocking, our INNOVA tiles can be mounted in a straight pattern or in a cross pattern, depending on the requirements of each project. This increases the installation options and creates perspectives that would be impossible for other tiles.

With an 80 mm (3.15") longitudinal set (the largest in the market), and a 11.5 unit/sq. meter format, tile trimming is avoided thus reducing installation time and costs.



Galaxy Klinker Innova Roof Tile

TILE

INNOVA



TECHNICAL CHARACTERISTICS

Dimensions*	A 460 mm / 18.11" B 255 mm / 10.04" C 30 mm / 1.18"
Pieces per m ² / sq.	11.5 / 105
Weight per piece	3.4 kg / 7.5 lbs
Longitudinal fit**	396 mm (+5 mm; -75 mm) / 15.6" (+0.19"; -2.95")
Transversal fit**	214 mm (±1 mm) / 8.42" (±0.04")
Units per pallet	216 / 288
Weight per pallet	735 kg / 1,620.4 lbs (216 pieces) // 979 kg / 2,158 lbs (288 pieces)
Laying	Straight / Broken bond

* The tile dimensions indicated in this chart, allow a tolerance of approximately ±2%.
 ** Theoretic value: this should be re-calculated on site with the tiles that are to be used.




Valid for broken bond installation.



Slate Klinker Innova Roof Tile


CERAMIC COLORS

RED KLINKER




TNRK

RUSTIC RED KLINKER




TNRRK

BROWN KLINKER




TNMK

GREY KLINKER




TNXK

SLATE KLINKER



TNPK

GALAXY KLINKER



TNYK

Colour variations within one batch, affecting the whole of that batch and produced specifically for aesthetic reasons, are permissible.

For tiles of one single colour, variations in color due to the ceramic process itself are accepted.

We advise not to mix tiles from different batches on the same roof section.

Galaxy finished is a metallic color that can have a diamond effect, like a brightness variation of each tile according to the sun exposure.





- 1 Slate Klinker Innova Roof Tile - Spain
- 2 Brown Klinker Innova Roof Tile - Swiss
- 3 Rustic Red Klinker Innova Roof Tile - France
- 4 Red Klinker Innova Roof Tile - France





Grey Klinker Planum Roof Tile

PLANUM

Roof Tile



Blackstone Klinker Planum Roof Tile

TRADITIONAL ELEGANCE WITH A CUTTING-EDGE DESIGN.

EFFECTIVENESS OF FORMS

Tradition made modern. The PLANUM roof tile combines traditional materials with the most innovative projects. Stylish and versatile, it has become a favorite of architects for its size, strength and lightness.

Always considering the installation and cost reduction, its design and size provide aesthetic and functional solutions hard to find with other tiles. All this, combined with an attractive color palette, makes the PLANUM roof tile one of the most requested tiles by professionals.

PERFECT PERFORMANCE

Subject to the strictest aesthetic and functional parameters, its size brings many advantages both in design and installation. Its lightness and variable pitch involve in-situ benefits that are hard to beat.

Its interlocking system ensures excellent water tightness, and its drainage system on the left side helps drain the rain water away from the assembled joints, thus achieving an impressive safety and tightness.

TILE

PLANUM



TECHNICAL CHARACTERISTICS

Dimensions*	A 441 mm / 17.36" B 278 mm / 10.94" C 32 mm / 1.26"
Pieces per m ² / sq.	11 / 106
Weight per piece	3.5 kg / 7.71 lbs
Longitudinal fit**	370 mm (+6 mm; - 44 mm) / 14.57" (+0.24"; -1.7")
Transversal fit**	237 mm / 9.33"
Units per pallet	240 / 320
Weight per pallet	840 kg / 1.852 lbs (240 pieces) // 1.120 kg / 2.469,2 lbs (320 pieces) Broken
Laying	bond

* The tile dimensions indicated in this chart, allow a tolerance of approximately ±2%.
 ** Theoretic value: this should be re-calculated on site with the tiles that are to be used.






Red Klinker Planum Roof Tile


CERAMIC COLORS

RED KLINKER




TIRK

JASPEE RED KLINKER




TIJK

RUSTIC RED KLINKER




TIRRK

BURGUNDY KLINKER




TIBUK

BROWN KLINKER




TIMK

PEPPER KLINKER




TICEK

GREY KLINKER




TIXK

SLATE KLINKER




TIPK

GALAXY KLINKER




TIYK

BLACKSTONE KLINKER



TIBSK

COCOA KLINKER



TICOK



Colour variations within one batch, affecting the whole of that batch and produced specifically for aesthetic reasons, are permissible.

For tiles of one single colour, variations in color due to the ceramic process itself are accepted.

We advise not to mix tiles from different batches on the same roof section.

Galaxy finished is a metallic color that can have a diamond effect, like a brightness variation of each tile according to the sun exposure.





4

- 1 Burgundy Klinker Planum Roof Tile - India
- 2 Pepper Klinker Planum Roof Tile - Spain
- 3 Jaspee Red Klinker Planum Roof Tile - France
- 4 Slate Klinker Planum Roof Tile with Planum Photovoltaic Solar System - Spain





Slate Klinker Selectum Roof Tile

SELECTUM

Roof Tile



Brown Klinker Selectum Roof Tile

THE MOST ADVANCED TECHNOLOGY APPLIED TO A TRADITIONAL DESIGN.

FLEXILOCK

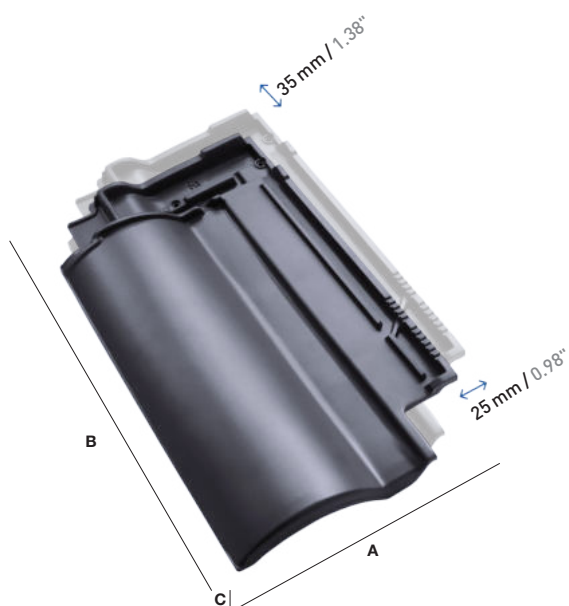
Selectum is a traditional tile with klinker quality. It incorporates the FlexiLock system, which make the installation easier and guarantee a perfect fit for any roof. The number of tiles per square meter may vary from 11 to 14.

LOW PITCHES

The exclusive design of Selectum, along with the advantages of a klinker quality tile, allow the installation even in very low pitches situations. Thanks to its innovative locking system, the most exposed area has 4 layers of protection.

TILE

SELECTUM



FlexiLock

11-14 Tiles /m²

Selectum is a traditional tile with klinker quality. It incorporates the FlexiLock system, which make the installation easier and guarantee a perfect fit for any roof. The number of tiles per square meter may vary from 11 to 14.

TECHNICAL CHARACTERISTICS

Dimensions*	A 468 mm / 18.4" B 280 mm / 11" C 75 mm / 2.9"
Pieces per m ² / sq.	11 - 14 / 116
WEIGHT/unidad	3.5 kg / 7.71 lbs
Longitudinal fit**	348 - 383 mm / 13.7" - 15.07"
Transversal fit**	206 - 231 mm / 8.11" - 9.1"
Units per pallet	240 / 320
Weight per pallet	840 kg / 1,852 lbs (240 pieces) // 1,120 kg / 2,469 lbs (320 pieces)
Laying	Straight bond

* The tile dimensions indicated in this chart, allow a tolerance of approximately ±2%.

** Theoretic value: this should be re-calculated on site with the tiles that are to be used.

* Flexilock system offers vertical and lateral tolerance, which make the installation easier and guarantee a perfect fit for any roof. The number of tiles per square meter may vary from 11 (long. fit 383 and transv. fit 231) to 14 (long. fit 348 and transv. fit 206).






Provence Klinker Selectum Roof Tile


CERAMIC COLORS

RED KLINKER




TSRK

RUSTIC RED KLINKER




TSRRK

PROVENCE KLINKER




TSPRK

GALIA KLINKER




TSVK

BROWN KLINKER



TSMK

SLATE KLINKER



TSPK

GREY KLINKER



TSXK



Colour variations within one batch, affecting the whole of that batch and produced specifically for aesthetic reasons, are permissible.

For tiles of one single colour, variations in color due to the ceramic process itself are accepted.

We advise not to mix tiles from different batches on the same roof section.





4

- 1 Rustic Red Klinker Selectum Roof Tile - Spain
- 2 Galia Klinker Selectum Roof Tile - France
- 3 Slate Klinker Selectum Roof Tile - India
- 4 Slate, Brown and Rustic Red Klinker Selectum Roof Tile - India





Slate Klinker Vienna Roof Tile

VIENNA

Roof Tile



Brown Klinker Vienna Roof Tile

**PURE LINES AND COLORS THAT
GIVE PERSONALITY TO THE MOST
INNOVATIVE PROJECTS.**

AESTHETIC MINIMALISM

In design there is a golden rule that says "less is more". Based on this principle, with the VIENNA roof tile we managed to give our pieces a unique personality for the most cutting-edge projects. Thanks to its flatness and an elegant color palette, we have achieved a tile that combines strength, elegance, simplicity and harmony. For those projects where modernity and avant-garde are an added value, the VIENNA's large central groove provides character and homogeneity.

PERFECTION IN FINISHING


Its greater resistance to frost and mildew, thanks to the high-temperature cooking process of individual pieces, makes the VIENNA roof tile a product geographically adaptable to any environment. Its manufacturing method in isolated plaster molds allows finer textures, without creases or juncture points, thus getting a more stylish finish.

GREAT FLATNESS

Aware that a perfect tile requires a perfect installation at La Escandella, we have designed a broad 80 mm (3.15") longitudinal overlap (the largest in the market) and a double interlocking that avoids the breakage of parts, thus ensuring the water tightness of the roof. With a wide area of 11.5 units/sq. meter and a 6-unit packaging, we are able to achieve a considerable reduction in installation costs. The perfect flatness turns each piece into a work of art.

TILE

VIENNA



TECHNICAL CHARACTERISTICS

Dimensions*	A 460 mm / 18.11" B 255 mm / 10.04" C 30 mm / 1.18"
Pieces per m ² / sq.	11.5 / 105
Weight per piece	3.6 kg / 8 lbs
Longitudinal fit**	396 mm (+5 mm; -75 mm) / 15.6" (+0.19"; -2.95")
Transversal fit**	214 mm (±1 mm) / 8.42" (±0.04")
Units per pallet	216 / 288
Weight per pallet	778 kg / 1,715.2 lbs (216 pieces) // 1.037 kg / 2,287 lbs (288 pieces)
Laying	Straight bond

*The Tile dimensions indicated in this chart, allow a tolerance of approximately ±2%.

**Theoretic value: this should be re-calculated on site with the tiles that are to be used.



According to European standard



Test of frost resistance



Impermeability



Flexural strength test



Geometric characteristics






Slate Klinker Vienna Roof Tile


CERAMIC COLORS

RED KLINKER




TVRK

RUSTIC RED KLINKER




TVRRK

BROWN KLINKER



TVMK

SLATE KLINKER



TVPK

GALAXY KLINKER



TVYK

Colour variations within one batch, affecting the whole of that batch and produced specifically for aesthetic reasons, are permissible.

For tiles of one single colour, variations in color due to the ceramic process itself are accepted.

We advise not to mix tiles from different batches on the same roof section.

Galaxy finished is a metallic color that can have a diamond effect, like a brightness variation of each tile according to the sun exposure.





- 1 Brown Klinker Vienna Roof Tile - India
- 2 Red Klinker Vienna Roof Tile - Spain
- 3 Slate Klinker Vienna Roof Tile - Albania
- 4 Galaxy Klinker Vienna Roof Tile - Spain





Slate Klinker Visum3 Roof Tile

visum3
Roof Tile



EXCLUSIVITY AND DESIGN IN ONE PIECE CREATING THE VISUAL EFFECT OF THREE.

THREE IN ONE


Visum3, an exclusive roof tile, patented worldwide, which thanks to its unique design, creates in one piece the visual effect of three. A revolutionary concept that, once it is installed, gets the aesthetics and elegance of a traditional flat roof. A perfect finish ensures a complete roofing system, which —supplemented by a wide range of accessories— meets the needs of any project. Not only is it an exclusive tile, it is a revolutionary roofing system.

UNIQUE AND EXCLUSIVE DESIGN

Despite being a single piece, Visum3, offers a variety of tones for the apparent triple tile, in a way that all of them are different from each other which helps creating impressive color creations. Its rich finish gives a dramatic and elegant look to the roof.

SPEED AND ECONOMY


With Visum3, installation costs are dramatically reduced, since only 11.5 tiles/sq. meter are required, getting the appearance of a small tile with the assembling speed of a large piece. A flexible tile, visually striking and which noticeably reduces installation costs.



Old England Klinker Visum3 Roof Tile

TILE

VISUM3



TECHNICAL CHARACTERISTICS

Dimensions*	A 280 mm / 11" B 471 mm / 18.54" C 35 mm / 1.38"
Pieces per m ² /sq.	11.5 / 106.7
Weight per piece	3.5 kg / 7.7 lbs
Longitudinal fit**	187 mm (+4 mm; -10 mm) / 7.36" (+0.16" ; -0.39")
Transversal fit**	435 mm (±1 mm) / 17.12" (± 0.04")
Units per pallet	216 / 288
Weight per pallet	778 kg / 1,715.2 lbs (216 pieces) // 1,037 kg / 2,286.2 lbs (288 pieces)
Laying	Cross bond

* The tile dimensions indicated in this chart, allow a tolerance of approximately ±2%.
** Theoretic value: this should be re-calculated on site with the tiles that are to be used.






Rustic Red Klinker Visum3 Roof Tile


CERAMIC COLORS

OLD ENGLAND KLINKER




TWVIK

RUSTIC RED KLINKER



TWRRK

RUSSET KLINKER



TWRUK

IDELLA GREY KLINKER



TWGIK

VERMONT GREY KLINKER



TWGVK

SLATE KLINKER



TWPK

Colour variations within one batch, affecting the whole of that batch and produced specifically for aesthetic reasons, are permissible.

For tiles of one single colour, variations in color due to the ceramic process itself are accepted.

We advise not to mix tiles from different batches on the same roof section.





- 1 Old England Klinker Visum3 Roof Tile - France
- 2 Grey Idella Klinker Visum3 Roof Tile- India
- 3 Vermont Grey Klinker Visum3 Roof Tile - Spain
- 4 Russet Klinker Visum3 Roof Tile - India



ACCESSORIES



MORE INFO
ON THE
WEBSITE



HALF TILE

Q85*K



Planum
half roof
tile klinker

Q100*K



Visum 3
right half
roof tile
klinker

Q102*K



Visum 3
left half
roof tile
klinker

Q119*K



Innova half
roof tile
klinker

Q130*K



Selectum
half roof
tile klinker

SIDE COURSES

Q89*K



Planum left
side
course
/ Rake
klinker

Q99*K



Visum3
right side
course
klinker

Q101*K



Visum3
left side
course
klinker

Q115*K



Innova/
Vienna
left side
course
klinker

Q133*K



Selectum
left side
course
klinker

Q88*K



right

Q107*K



Visum3
eave right
side course
klinker

Q116*K



right

Q134*K



right

Q05*K



End cap /
Straight
gable end
klinker

Q83*K



End cap
round
ridge
klinker

Q92*K



Pyramid
end cap
klinker

Q124*K



Angular
end cap
klinker

Q147*K



End cap
45°
klinker

END-CAP

Q86*K



Planum
ventilation
roof tile
klinker

Q96*K



Visum3
ventilation
roof tile
klinker

Q117*K



Innova/
Vienna
ventilation
roof tile
klinker

Q131*K



Selectum
ventilation
roof tile
klinker

VENTILATION

Q08*K



Wedge
klinker

Q136*K



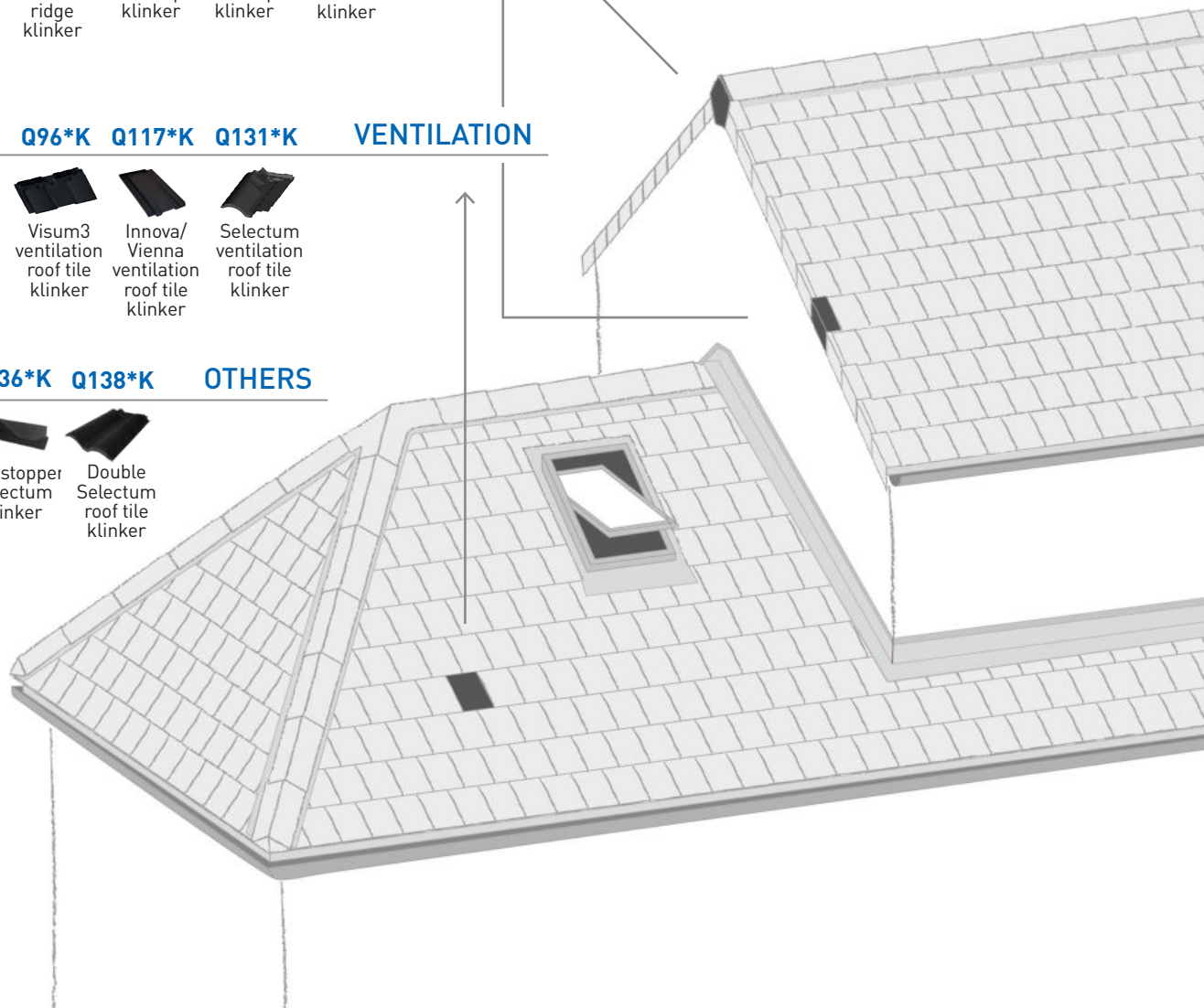
Bird stopper
Selectum
klinker

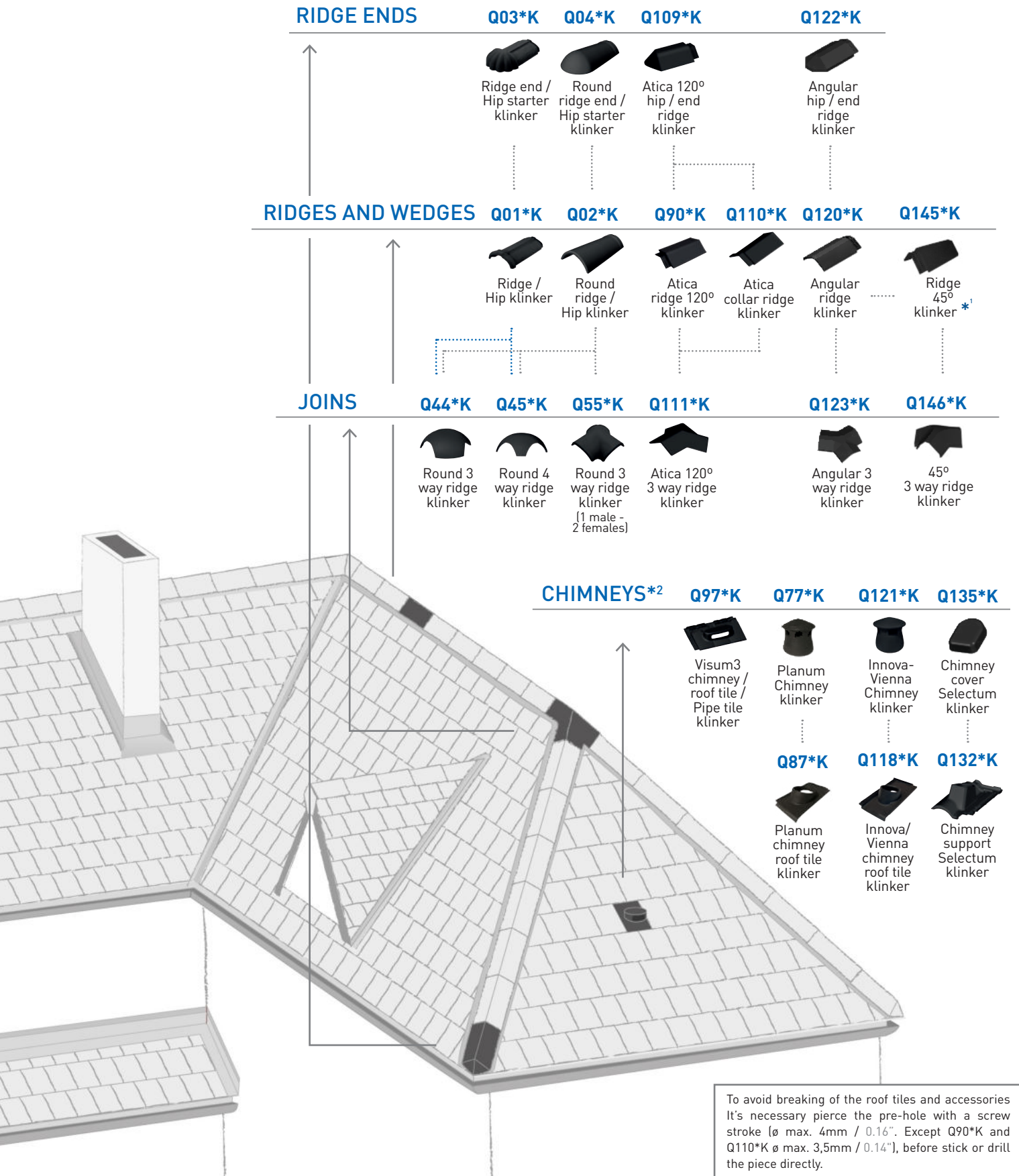
Q138*K



Double
Selectum
roof tile
klinker

OTHERS





*¹ As wedge must be used Q120*K.

*² For chimney supports to be more effective, parts must be as close as possible to the ridge line.



Grey Klinker Selectum Roof Tile

*Glazed and
Special Colors Roof Tiles*



Satin White Klinker Visum3 Roof Tile

THIS FINISH, AVAILABLE FOR ALL THE TILE FORMATS, HAS A LOW MAINTENANCE AND A BEAUTIFUL RANGE OF COLORS.

AN ANCIENT TRADITION

The glazed process allows to give new advantages to the products. The texture of the glazed tile is even smoother and the color is long lasting as its glazed surface protects it from moisture and future propagation of fungi and blackening. This process decorates the tile but also decreases the ventilation property as the surface layer of polish prevents the entry and exit of water. So from **La Escandella** we recommend to take care of the ventilation of the roof and the low tile and especially with glazed tiles. In **La Escandella**, plumb-free polishes are applied to respect the environment.

EXCLUSIVE CHROMATIC RANGE

H-Selection tiles are available in many ad hoc glazed colors with very competitive prices due to a new production system as the cooking in unit holder H-cassette.



Dark Blue Klinker Selectum Roof Tile

GLAZED H-SELECTION TILES UPON REQUEST

LIGHT BLUE KLINKER



DARK BLUE KLINKER



LIGHT GREEN KLINKER



DARK GREEN KLINKER



CARMINE KLINKER



RUSTIC COGNAC KLINKER



COGNAC KLINKER



BLACK KLINKER





Basalt Klinker Planum Roof Tile


SPECIAL COLORS UPON REQUEST

SATIN WHITE KLINKER




T*EB

PAJA KLINKER



T*AAK

ALTEA KLINKER




T*EAK

PEPPER KLINKER




TNCEK

SATIN RED KLINKER




T*RSK

GOLD KLINKER



T*GO

DIAMOND KLINKER



T*DDK

SATIN BROWN KLINKER




T*MSK

BASALT KLINKER



T*BAK

COCOA KLINKER



T*COK

Colour variations within one batch, affecting the whole of that batch and produced specifically for aesthetic reasons, are permissible.

For tiles of one single colour, variations in color due to the ceramic process itself are accepted.

We advise not to mix tiles from different batches on the same roof section.

MEDITERRANEAN

Roof tiles

THE COLORS OF THE MEDITERRANEAN SEA
MERGE WITH THE CURVES OF HISTORY.



TRADITION AND FRESHNESS

In the extensive catalog of La Escandella, we pay special attention to the symbiosis between tradition and modernity. That is why the classicism of the curved tiles is always present in our collections. Roofing tiles that recall the golden age of the Italian Renaissance, the exoticism of Arab reminiscences, the flavor of the Spanish Mediterranean, or the charm of the Greek coast.

CHROMATICISM AND VERSATILITY

The wide color range, inspired by the most diverse cultures and a variety of finishes, makes a product line characterized by its durability. Designs in different sizes to suit any project, always bringing a touch of elegance which blends the old flavor with modernity.



Classicism and avant-garde join in a new concept of traditional La Escandella tiles.



Facility of assembly

The double side and upper interlocking, allows the roof to be extremely watertight, ensuring its impermeability. While, the regular and elegant curvature of the curved tile allow a perfect fit, tile upon tile and better handling.



High water impermeability

A selection of quality clays together with high temperature cooking/baking grant the tile very low water absorption.



Great versatility

For both the rehabilitation of emblematic buildings as for the newer buildings, mediterranean tiles offer a high quality finish and fine touch.



Wide range of colours

Wide range of colors and complements to satisfy all professionals' needs and preferences; suitable to all type of roofs (new and aged ones).



Lucentum Curved Roof Tile

CURVED

Roof Tile



Hispania Curved Roof Tile

RENEWED CLASSICISM. THIS TIMELESS TILE FOR ANY PERIOD AND STYLE

A TIMELESS PIECE

From ancient Greece to the present day, the curved tile has been the most widely used roofing tile throughout the Mediterranean. It is still being used today in new-house building for its beauty, simplicity and charm. A must in restoration and rehabilitation projects where time is an added value.


AVAILABLE IN FIVE DIFFERENT SIZES

In five sizes and a large number of finishes, both in white and red clay, these tiles ensure a wide range of possibilities in projects seeking the taste for tradition without losing reliability, and adapting to the most diverse historic environments.

- Curved / Mission Barrel roof tile 4
- Curved / Mission Barrel roof tile 40
- Curved / Mission Barrel roof tile 45
- Curved / Mission Barrel roof tile 50 / Teton Roof Tile

TILE

CURVED



TECHNICAL CHARACTERISTICS

	T5	T45	T4	T40	TT5
Dimensions*	A 500 mm / 19.68" B 210 mm / 8.26" C 163 mm / 6.42"	A 450 mm / 17.71" B 200 mm / 7.87" C 160 mm / 6.3"	A 408 mm / 16.06" B 180 mm / 7.10" C 140 mm / 5.51"	A 408 mm / 15.75" B 150 mm / 5.91" C 116 mm / 4.57"	A 495 mm / 19.49" B 220 mm / 8.66" C 156 mm / 6.14"
Pieces per m ² /sq	Depending on overlapping**	22.7	28 / 301	34	9 / 83
Pieces per lm.	2.4	2.7	3	4	2.4
Weight per piece	2.55 kg / 5.62 lbs	1,95 kg / 4.30 lbs	1.6 kg / 3.53 lbs	1.35 kg / 3.00 lbs	2.8 kg / 6.17 lbs
Units per pallet	275	550	720	840	175
Weight per pallet	701 kg 1,545.4 lbs	1.073 kg 2,366 lbs	1,152 kg 2,540 lbs	1,134 kg 2,500 lbs	490 kg 1,080.3 lbs

* The Tile dimensions indicated in this chart, allow a tolerance of approximately ±2%.

** Depending on overlapping: 70 mm / 2.75" [18 pieces / m²]; 100 mm / 3.93" [18,9 pieces / m²]; 150 mm / 5.9" [20 pieces / m²].



EN 539-2
Test of frost
resistance



EN 539-1
Impermeability



EN 538
Flexural
strength test



EN 1024
Geometric
characteristics



*1 Valid for T5



*2 Valid for T4 with red clay





Galia Curved Roof Tile

CERAMIC COLORS

RED




JASPEE RED




HISPANIA



AITANA



LUCENTUM



TOSSAL




GALIA



MILENIUM



PAJA*



FLAMED PAJA*



CASTELL



BROWN



Colour variations within one batch, affecting the whole of that batch and produced specifically for aesthetic reasons, are permissible.

For tiles of one single colour, variations in color due to the ceramic process itself are accepted.


* White clay.





- 1 Hispania Curved Roof Tile - Australia
- 2 Milenium Curved Roof Tile - France
- 3 Aitana Curved Roof Tile - France
- 4 Red Curved Roof Tile - Australia






Bottle Green Curved Roof Tile

Glazed
CURVED ROOF TILE




Carmine Curved Roof Tile

TRANSPARENT RED




ET*T

HONEY




ET*M

COGNAC



ET*C

CARMINE




ET*G

TRANSPARENT HISPANIA




ET*H

OLIVE GREEN



ET*V

BOTTLE GREEN




ET*O

BLUE



ET*Z

COBALT BLUE



ET*A

WHITE



ET*B

BLACK



ET*N

Colour variations within one batch, affecting the whole of that batch and produced specifically for aesthetic reasons, are permissible. For tiles of one single colour, variations in color due to the ceramic process itself are accepted.



Galia Mixed Roof Tile

MIXED *Roof Tile*



Aitana Mixed Roof Tile

A ROOFTOP THAT INTEGRATES TO ANY ENVIRONMENT WITH THE SHAPES AND TEXTURES OF THE ARAB TILES.

MIXED DOUBLE CURVE TILE

Inspired by the beauty of the Arab roofs, this tile combines pan and cover while playing with design and functionality, allowing for a quick and easy laying on any project.

A large number of finishes allow new works to be integrated into historic environments blending with the landscape to perfection, thanks to their artificially-aged engobes.

AVAILABLE IN TWO SIZES

Made in two formats and with a large number of ceramic accessories that perfectly complement the roof, it makes time be in its favor because its durability is guaranteed in any type of facility works.

TILE

MIXED



TECHNICAL CHARACTERISTICS

LARGE	Dimensions*	A 470 mm B 286 mm C 75 mm / A 18.5" B 11.26" C 2.95"
	Pieces per m ² / sq.	10.5 / 97
	Weight per piece	3.85 kg / 8.49 lbs
	Longitudinal fit**	396 mm (+7 mm; -4 mm) / 15.6" (+0.27"; -0.16")
	Transversal fit**	230 mm (±3 mm) / 9.05" (±0.11")
	Units per pallet	180 / 240
	Weight per pallet	693 kg / 1,527.8 lbs (180 pieces) // 924 kg / 2,037.1 lbs (240 pieces)

SMALL	Dimensions*	A 441 mm B 263 mm C 73 mm / A 17.36" B 10.35" C 2.87"
	Pieces per m ² / sq.	12.5 / 116
	Weight per piece	3.4 kg / 7.49 lbs
	Longitudinal fit**	370 mm (±5 mm) / 14.56" (±0.19")
	Transversal fit**	203 mm (±4 mm) / 8" (±0.16")
	Units per pallet	210 / 280
	Weight per pallet	714 kg / 1,574.1 lbs (210 pieces) // 952 kg / 2,098.8 lbs (280 pieces)

* The Tile dimensions indicated in this chart, allow a tolerance of approximately ±2%.
 ** Theoretic value: this should be re-calculated on site with the tiles that are to be used.




*1 Only for Mixed "S" Large roof tile

CERAMIC COLORS


RED



JASPEE RED




MEDITERRANEA




BOURGOGNE




PAJA



FLAMED PAJA



TOSSAL



GALIA



HISPANIA



MAIGMO




CASTELL




MILENIUM




LUCENTUM



AITANA



BROWN



SLATE




Colour variations within one batch, affecting the whole of that batch and produced specifically for aesthetic reasons, are permissible. For tiles of one single colour, variations in color due to the ceramic process itself are accepted.





- 1 Red Mixed Roof Tile with Universal Photovoltaic Solar System - Spain
- 2 Tossal Mixed Roof Tile - Spain
- 3 Castell Mixed Roof Tile - France
- 4 Brown Mixed Roof Tile - Spain





Jaspee Red Flat Roof Tile

FLAT *Roof Tile*



Red Flat Roof Tile

VERSATILITY AND SIMPLICITY, SUITABLE FOR ANY PROJECT.

A MOSAIC OF ROOF TILES


A durable, sturdy, reliable and elegant tile. With a flat composition and curvatures on the surface, it can be adapted to all types of projects seeking the reliability of a durable tile with an elegant taste for the classic.

VERSATILE AND SIMPLE ROOF TILE TO INSTALL

The flat roof tile can be installed both in straight or broken bond. Being large tiles, materials and installation costs are significantly reduced, allowing quicker jobs with lasting and elegant results.

TILE

FLAT



TECHNICAL CHARACTERISTICS

Dimensions*	A 466 mm / 18.35" B 260 mm / 10.24" C 55 mm / 2.16"
Pieces per m ² / sq.	11 / 101
Weight per piece	3.6 kg / 7.93 lbs
Longitudinal fit**	403 mm (±5 mm) / 15.86" (±0.19")
Transversal fit**	225 mm (±1 mm) / 8.85" (±0.04")
Units per pallet	180 / 240
Weight per pallet	648 kg / 1,428.6 lbs (180 pieces) // 864 kg / 1,904.8 lbs (240 pieces)
Laying	Straight / Broken bond

*The Tile dimensions indicated in this chart, allow a tolerance of approximately ±2%.
**Theoretic value: this should be re-calculated on site with the tiles that are to be used.



According to European standard



Test of frost resistance



Impermeability



Flexural strength test



Geometric characteristics







Red Flat Roof Tile

CERAMIC COLORS

RED



JASPEE RED



Colour variations within one batch, affecting the whole of that batch and produced specifically for aesthetic reasons, are permissible.
For tiles of one single colour, variations in color due to the ceramic process itself are accepted.






- 1 Red Flat Roof Tile - Spain
- 2 Jaspee Red Flat Roof Tile - Australia
- 3 Red Flat Roof Tile - Irak
- 4 Jaspee Red Flat Roof Tile - Spain



ACCESSOIRES



Q47 - Q48 Q49 Q24 - Q25 Q46 Q66



Chimney support Mixed roof tile Chimney support Large Mixed roof tile Chimney support Mixed roof tile Chimney support Flat roof tile Chimney support Curved 50 roof tile

CHIMNEYS*

Q50 Q53 Q61 Q26 Q54

* For chimney supports to be most effective, parts must be as close as possible to the ridge line.



Chimney / pipe cover Chimney / pipe cover Chimney / pipe cover Chimney / pipe cover Chimney / pipe cover

Q19 - Q20 Q21 Q22 Q23 VENTILATION



Mixed "S" ventilation roof tile Flat ventilation roof tile Ventilation tile Curved 40 Mission Ventilation tile Curved 50 Mission

Q52 Q08 Q70 Q71 Q35 - Q36 Q37-Q38 Q56 UNDER RIDGE



Wedge Curved 40 Mission Wedge Large under ridge tile Large double under ridge tile 2/3 Under ridge tile 2/3 Doble large under ridge tile 2/3 Large mixed "S" roof tile

Q58 Q68 Q05 Q06 Q83 Q64 END-CAP




Only End cap Curved 50 Tapón Curva 50 End cap / Straight gable end Round end cap / Gable end End cap round ridge Bardelis end cap / Gable end

Q67 Q31 Q32 Q80 Q81 EAVES

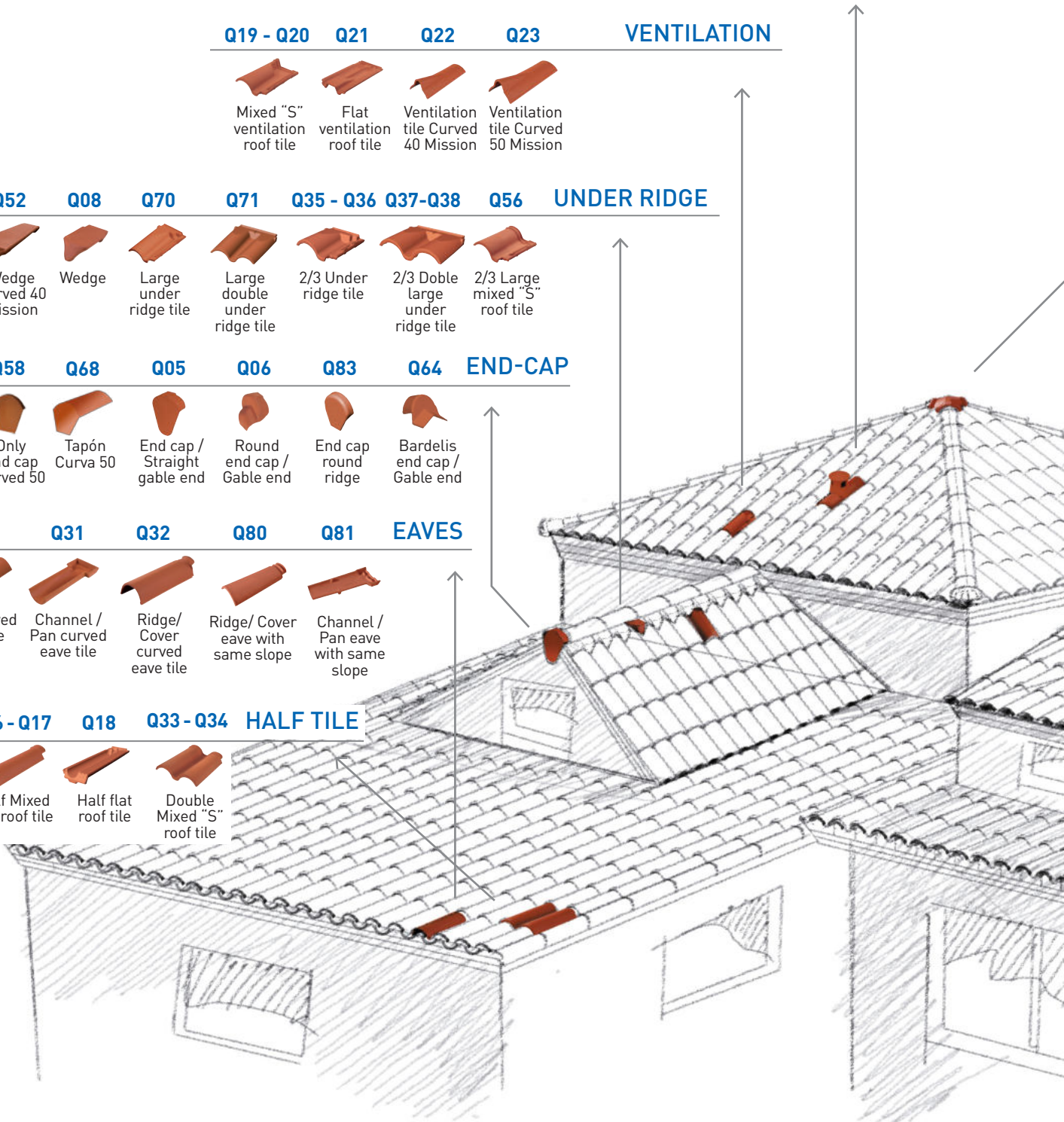


Eave Curved Roof Tile 40x15 Channel / Pan curved eave tile Ridge / Cover curved eave tile Ridge / Cover eave with same slope Channel / Pan eave with same slope

Q16 - Q17 Q18 Q33 - Q34 HALF TILE



Half Mixed "S" roof tile Half flat roof tile Double Mixed "S" roof tile



JOINS

Q07



3 way ridge
(same
slope)

Q42



3 way ridge
female
with slope

Q60



3 Way ridge
with slope

Q30



4 way ridge

Q44



Round 3
way ridge

Q45



Round 4
way ridge

Q55



Round 3
way ridge
female

RIDGES

Q01



Ridge /
Hip

Q02



Round
ridge / Hip

Q65



Two way
female
ridge

Q82



Two way
male ridge

RIDGE ENDS

Q03



Ridge end /
Hip starter

Q04



Round
ridge end /
Hip starter

Q69



Ridge end
Curved 50
Mission

SIDE COURSES

Q09



Universal
side course
/ Rake

Q10



Straight
left side
course
/ Rake

Q12



Round left
side course
/ Rake

Q62



Bardelis
left side
course
/ Rake

Q14



Left side
course for
flat roof tile

Q11



right side

Q13



right side

Q63



right side

Q15



right side

DECORATIONS

Q57



Acorn

Q28



Small
piruli

Q29



Large
piruli

Q39 - Q40



Mixed "S"
glass tile /
skylight

Q41



Glass flat
roof tile /
skylight

Q72



Bird stopper

To avoid breaking of the roof tiles and accessories It's necessary pierce the pre-hole with a screw stroke (ø max. 4mm / 0.16"), before stick or drill the piece directly.

ROOF TILES

Colors

H-SELECTION

	INNOVA	PLANUM	SELECTUM	VIENNA	VISUM3
Blackstone		•			
Brown	•	•	•	•	
Burgundy		•			
Galaxy	•	•		•	
Galia			•		
Grey	•	•			
Idella Grey					•
Jaspee Red		•			
Old England					•
Pepper		•			
Provence			•		
Red	•	•	•	•	
Rustic Red	•	•	•	•	•
Russet					•
Slate	•	•	•	•	•
Vermont Grey					•
Altea	•	•	•	•	•
Basalt	•	•	•	•	•
Black	•	•	•	•	•
Carmine	•	•	•	•	•
Cocoa	•	•	•	•	•
Cognac	•	•	•	•	•
Dark Blue	•	•	•	•	•
Dark Green	•	•	•	•	•
Diamond	•	•	•	•	•
Gold	•	•	•	•	•
Light Blue	•	•	•	•	•
Light Green	•	•	•	•	•
Paja	•	•	•	•	•
Pepper	•				
Rustic Cognac	•	•	•	•	•
Satin Brown	•	•	•	•	•
Satin Red	•	•	•	•	•
Satin White	•	•	•	•	•

GLAZED AND SPECIAL COLORS ROOF TILES
UPON REQUEST

MEDITERRANEAN

	CURVED					MIXED		FLAT
	T5	T45	T4	T40	TT5	LARGE	SMALL	
Aitana	•		•				•	
Borgogne							•	
Brown	•		•	•			•	•
Castell	•		•				•	
Flamed Paja	•		•				•	•
Galia	•			•			•	•
Hispania	•			•	•		•	•
Jaspee Red	•				•		•	•
Lucentum	•		•				•	
Maigmo							•	
Mediterranea							•	
Milenium	•						•	
Paja	•		•				•	•
Red	•	•	•	•	•		•	•
Slate							•	
Tossal	•						•	
Blue	•		•					
Black	•		•					
Bottle Green	•		•					
Carmin	•		•					
Cobalt Blue	•		•					
Cognac	•		•					
Honey	•		•					
Olive Green	•		•					
Transp. Hispania	•		•					
Transp. Red	•		•					
White	•		•					

GLAZED AND ROOF TILES

Roof accessories for **VENTILATED ROOFS**

INTEGRATED SUSTAINABLE SOLUTIONS
AND ENERGY EFFICIENCY



Advanced solutions adapted to the type of tile we use (Traditional 35 years warranty: Curved, Mixed and Flat or H-Selection 100 years warranty: Visum3, Planum, Selectum, Vienna and Innova) with which we get a constant and fluid ventilation of our roof and reduce heat and humidity in our homes, effectively insulating and waterproofing our homes. In addition, the execution in this type of roofs is cleaner and more accurate, since all the parts that compose the cover must fit together. To do this, it's necessary to make a correct rethink, knowing perfectly the solutions of all the singular points.



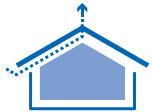
Waterproofing



Ice resistance



Avoids condensation



Roof ventilation




Thermal insulation



Energy efficiency


WATERPROOFING SYSTEMS

Thermal insulation plays an important role in the hydrothermal behavior of the cover. Through these breathable membrane, water vapour is diffused to the outside while preventing the penetration of water inside, in the event of any failure in the protection coverage.




LAYING SYSTEMS

In ventilated roofs, the tiles are installed on a network of wood or metallic battens. The fixation of the tiles and the accessoires, is carried out using hooks or clips.



EAVES SYSTEMS

Eaves line must allow air to enter and, in turn, be protected against the entry of birds, insects, rodents or similar. To do this, it is necessary to place gratings and combs that, allow the passage of air, allowing microventilation.



RIDGES SYSTEMS

Dry fixing the ridge line allows microventilation at high level to work in tandem with eaves level ventilation to create a natural passage of air to remove condensation build up behind the tiles. Metal fixing clips create a firm hold on the ridge tiles for extreme weather.



VALLEYS SYSTEMS

Is the area of the roof that receives more water, being a critical point in terms of watertightness. Improper execution of the valleys can lead to the appearance of cracks, areas at risk of frost.



DOWNLOAD
CATALOGUE




MORE INFO
ON THE
WEBSITE



FLASHINGS AND COLLARS SYSTEMS

In the case of chimneys, ventilation ducts or skylights, vertical encounters must be impervious and prevent water filtration. For this, Flex-Alu connection systems and metallic counterflashing are used which, thanks to their adaptability to the curvature of the tiles, ensure the tightness of the unique encounters.



More CERAMIC PRODUCTS

WE THINK ABOUT YOUR NEEDS AND
THEY BECOME OUR GOAL.




At **La Escandella**, in addition to unique tiles, we also we make every effort to supply other quality ceramic pieces for your projects. Ornamental inserts, clay window sills, handrails and decorative lattice window for your walls and railings. We adapt the traditional Mediterranean design to current needs.

A whole range of products that are decorative and functional made of clay, like our wine racks designed for the natural conservation of wines.




Terracotta products



Ceramic pavements



Hollow Bricks



Ceiling Ceramics



Solids – Face bricks



Firebricks



Stones



MORE INFO
ON THE
WEBSITE

VERTICALROOF

VERTICAL SOLUTIONS
ENERGY EFFICIENT



MORE THAN A ROOF, AN ENVELOPE.





Optimal conservation

The double protection of the wall, support and coating eliminate moisture and filtration problems.



Aesthetics

Improves the exterior aesthetics of the building, achieving contemporary designs.



Versatile

Quick laying for new works or upgrades.



Better thermal and acoustic insulation

With the air chamber energy savings are achieved in heating and air conditioning.



Integration

Provides a fully concealed fixing system, side and top lace.





- 1 Slate Klinker Planum Roof Tile - Lithuania
- 2 Russet Klinker Visum3 Roof Tile - España
- 3 Pepper Klinker Planum Roof Tile - Lithuania
- 4 Grey Klinker Planum Roof Tile- Lithuania





Volt^o
Photovoltaic Solar System



YOUR WELL-BEING ALSO DEPENDS ON YOUR HOME

- ✓ Natural and 100% recyclable materials.
Reduces carbon footprint.
- ✓ Sustainable and healthy home.
Favours Passive House certification.
- ✓ 30 year performance guarantee.
- ✓ System fully integrated in the roof.



MORE INFO
ON THE
WEBSITE



La Escandella

ROOFING THE WORLD

Una marca
EDILIANS GROUP

www.laescandella.com

C/ Bélgica 1
Pol. Ind. La Escandella
03698 AGOST (Alicante) **SPAIN**
Tel. +34 965 691 788 · Fax. +34 965 691 692
info@laescandella.com